


# R-33xx Multi-Channel Recorders

## Remote Data Acquisition

with Telog's R-3303, R-3307, R-3308, R-3314, R-3330 Series



The R-33xx recorders become your eyes and ears in the field. The recorders accept analog and/or event inputs with a sample rate of 1 per sec up to 1 per 8 hours, storing up to 300,000 interval computations in memory. R-33xx units record output from a variety of sensors such as pressure, level, flow, pH, temperature and humidity. Combine the R-33xx recorders with a power source and communication option to easily administer a network of hundreds of remote recorders.



R-33xx recorders may be packaged with power source and communication option in a NEMA 4X enclosure.

Alarm notification for critical point monitoring is available. Each alarm event is time-stamped and stored in the recorder's wrap around memory. Backup battery packs ensure data integrity in the event of a power source failure.

Telog's R-33xx family of multi-channel remote recorders provide you with cost effective tools for gathering, understanding and managing information from your system. Designed for multiple applications, the R-33xx recorders can work in a network or as solo dataloggers, indoors or outdoors, battery-operated or externally powered. Support software copies the stored data for detailed analysis and professional presentations.

For more information call us at 585.742.3000, email [TelogSales@telog.com](mailto:TelogSales@telog.com), or visit us at [www.telog.com](http://www.telog.com).

### FEATURES:

**User Defined Recording Parameters**

**Use in a Network or as a Solo Datalogger**

**Easy Integration With SCADA for Remote Point Monitoring**

**Supports a Variety of Input Types**

**Alarm Notification and Alarm Recording**

**Telephone, Cellular, Radio & Ethernet Communication Options**

**Low Power Consumption**

### APPLICATIONS:

**CSO/SSO Monitoring and Alarm Notification**

**Pump Station Run-time Monitoring**

**I & I studies**

**Water Distribution Monitoring**

**Rainfall Monitoring**

**Tank Level Monitoring**

**Facilities Energy Consumption**



Model Number		R-3303	R-3307	R-3308	R-3314	R-3330
<b>Recorder Channels</b>						
Channels						
Pulse/Event		3	3	3	6	6
Analog			4	5	8	8
Alarm/Event						16
Memory	Dynamically allocated among active channels	256K	256K	256K	512K	1024K
Analog inputs only	12-bit values		110,000	122,800	294,300	614,000
Pulse inputs only	16-bit values	82,500	82,500	92,000	220,700	459,000
Event inputs only	Events	27,500	27,500	30,700	73,600	152,995
Storage	Wrap-around (first-in, first-out, FIFO) memory	X	X	X	X	X
<b>Analog Inputs</b>						
Type	Selectable using software		X	X	X	X
Voltage	Bipolar or unipolar 100 mV, 200 mV, 500 mV, 1, 2, 5, 10, or 20 V full scale, or unipolar 1 to 5 V		X	X	X	X
Current	Bipolar or unipolar 1 or 20 mA full scale or unipolar 4-20 mA		X	X	X	X
Ambient temperature	AT-4 probe, -4 to 140°F			X		
RTD	100 ohm Pt, alpha=0.00385, 3- or 4-wire, -328° to 1472°F			X		
Thermocouple	2-wire, types J, K, T, E or R			X		
Excitation	For voltage and current transmitters, programmable 5 or 12 volts, programmable excitation on time for 5 ms to 500 ms.			X		
Resolution	12 bits (0.025% of full scale)		X	X	X	X
Accuracy	±0.15% (at 73.4°F), ±50ppm/°F		X	X	X	X
<b>Analog Sampling</b>						
Sample rate	1/sec to 1/8 hours for each channel		X	X	X	X
Sample interval	1 s to 8 h, synchronized to the hour, channel independent		X	X	X	X
Values saved	Minimum, average and/or maximum per interval		X	X	X	X
Totalizers	1 6-byte totalizer per channel		X	X	X	X
<b>Pulse/event Inputs</b>						
Type	Pulse counting or event recording, user selectable	X	X	X	X	X
Input	Uncommitted contact or active logic signals	X	X	X	X	X
Excitation	10 µA contact sensing current; 5 volt pull-up	X	X	X	X	X
Contact bounce	3 ms maximum, software programmable bounce filter	X	X	X	X	X
<b>Pulse Totalizing</b>						
Pulse rate						
Low speed	100/s with bounce filter	X	X	X	X	X
Maximum pulses	65,000 per interval	X	X	X	X	X
High speed	20,000/s with no bounce filter	X	X	X	X	X
Totalizing interval	1 s to 8 h, synchronized to the hour, channel independent	X	X	X	X	X
Values saved	Totals, overall and per interval	X	X	X	X	X
<b>Event Sampling</b>						
Event rate	1 event/s maximum	X	X	X	X	X
Values saved	Event with time stamp (in mm:dd:yy:hh:mm:ss format), and computed run time		X	X	X	X
	Event with time stamp (in mm:dd:yy:hh:mm:ss format), and computed hi run time and lo run time				X	X
<b>Alarms/Event Inputs</b>						
Type	Event recording only					X
Input	Uncommitted contact or active logic signals					X
Excitation	10 µA contact sensing current; 5 volt pull-up					X
Contact bounce	3 ms maximum, software programmable bounce filter					X

Model Number		R-3303	R-3307	R-3308	R-3314	R-3330
<b>Alarms</b>						
Activation	Event inputs	X	X	X	X	X
	Analog inputs		X	X	X	X
Outputs	Discrete outputs	2	4	4	4	6 + 16
Type	FET, open collector (open drain)	X	X	X	X	X
Maximum Specifications	30 VDC & 100 mA	X	X	X	X	X
Threshold	Event input activated	X	X	X	X	X
	Software programmable threshold exceedance on analog channels (high, high-high, low, low-low)		X	X	X	X
<b>Alarm Logging</b>						
Trigger	Logging of analog channel triggered by inputs from analog or event channels		X	X	X	X
Pre-trigger buffer	0 to 5 intervals		X	X	X	X
Post-trigger buffer	0 to 50 intervals		X	X	X	X
<b>Power</b>						
Battery Type	9-volt lithium battery pack with MTA connector	X	X	X	X	X
Battery Life	Months @ 73.4°F; with 1 sample every 5 s on all channels, no modem	8	6		6	4
	Months @ 73.4°F; with 1 sample every 15 s on all channels, no modem, with excitation 15 ms delay, 15 mA/sensor or channel			5		
External DC						
Regulated	12 Vdc	X	X	X	X	X
Unregulated	15-35 Vdc	X	X	X	X	X
<b>Communication</b>						
Local RS-232 (standard)	Opto-isolated; 300 to 19,200 baud via 9 pin D connector	X	X	X	X	X
Optional <small>(see Telogers brochure)</small>	AMPS, GSM/GPRS & PCS cellular, Licensed and unlicensed (Spread Spectrum) radio, IP packet data over Ethernet/Internet (eNET option)	X	X	X	X	X
<b>Mechanical &amp; Environmental</b>						
Clock accuracy	± 0.01%	X	X	X	X	X
Operating Temperature	-4 to 140°F	X	X	X	X	X
Enclosure	Bent aluminum panel mount assembly	X	X	X	X	X
Size		8.5" x 6.8" x 2.3"	8.5" x 6.8" x 2.3"	8.5" x 6.8" x 2.3"	8.2" x 9.9" x 2.3"	8.2" x 9.9" x 2.3"
Options	Fiberglass, IEC IP65, NEMA 4X enclosures, contact factory for available sizes and features	X	X	X	X	X

### Telogers System Ordering Information

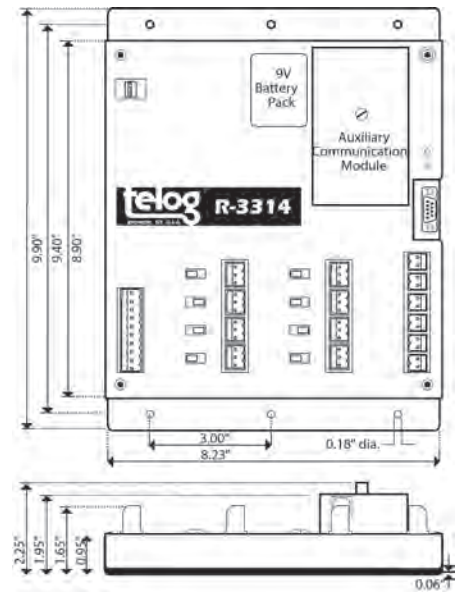
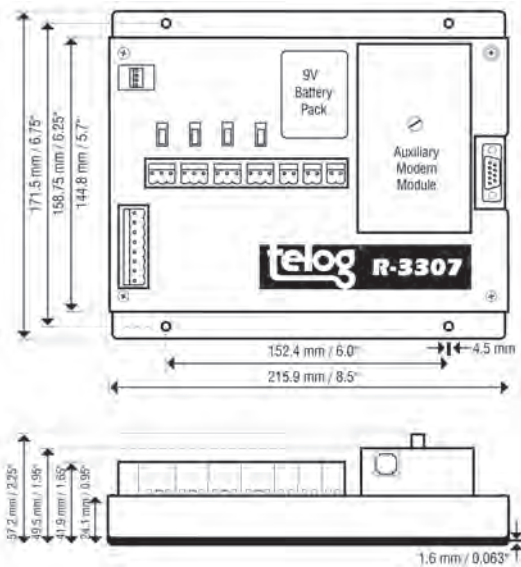
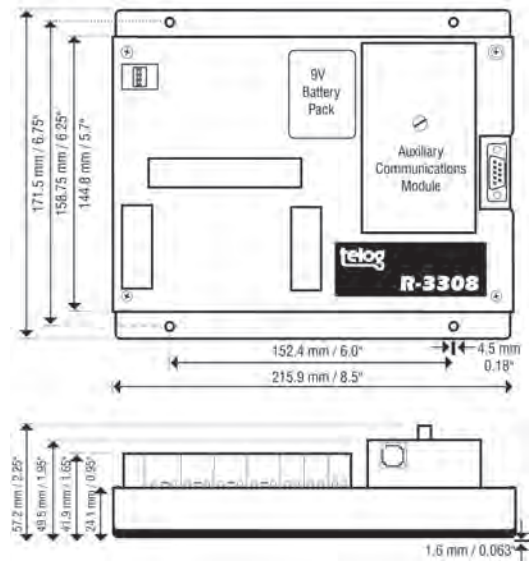
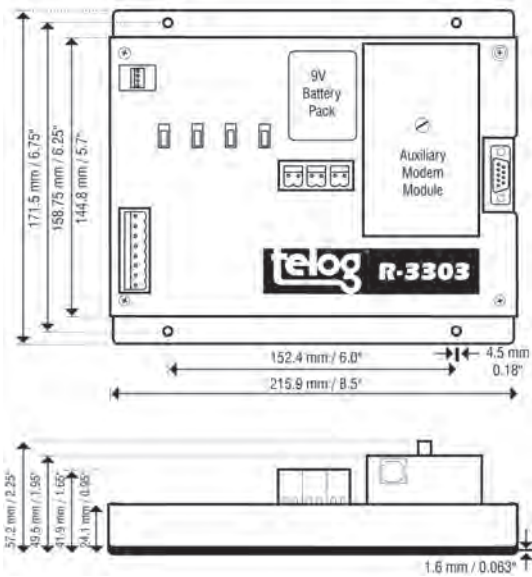
For a Telogers minimum system you will need one or more Telog recorders, Telogers for Windows support software and a Telog communications cable. Simply call Telog and use the following part numbers for ordering.

R-33xx    xx= 3, 7, 8 or 14 channel  
           ie., R-3303 for a three channel recorder  
           Order as many as you need.

S-3PC    Telogers for Windows software  
           Order one copy for each computer on which you  
           will be working with Telogers.

C-21ATC    Telog communications cable  
           Required for any computer-Teloger communications.

See Telogers brochure and price list for communication, power supply and packaging options.



**Telog Instruments, Inc.**

830 Canning Parkway, Victor, NY 14564-8940, USA

Phone: 585.742.3000 • Fax: 585.742.3006

E-mail: [TelogSales@telog.com](mailto:TelogSales@telog.com) • [www.telog.com](http://www.telog.com)

Specifications within this brochure are subject to change without notification.

Telog® is a registered trademark and Telogers™ is a trademark of Telog Instruments, Inc. Windows® is a registered trademark of Microsoft Corporation.

